

# BANGLAR SHIKSHA

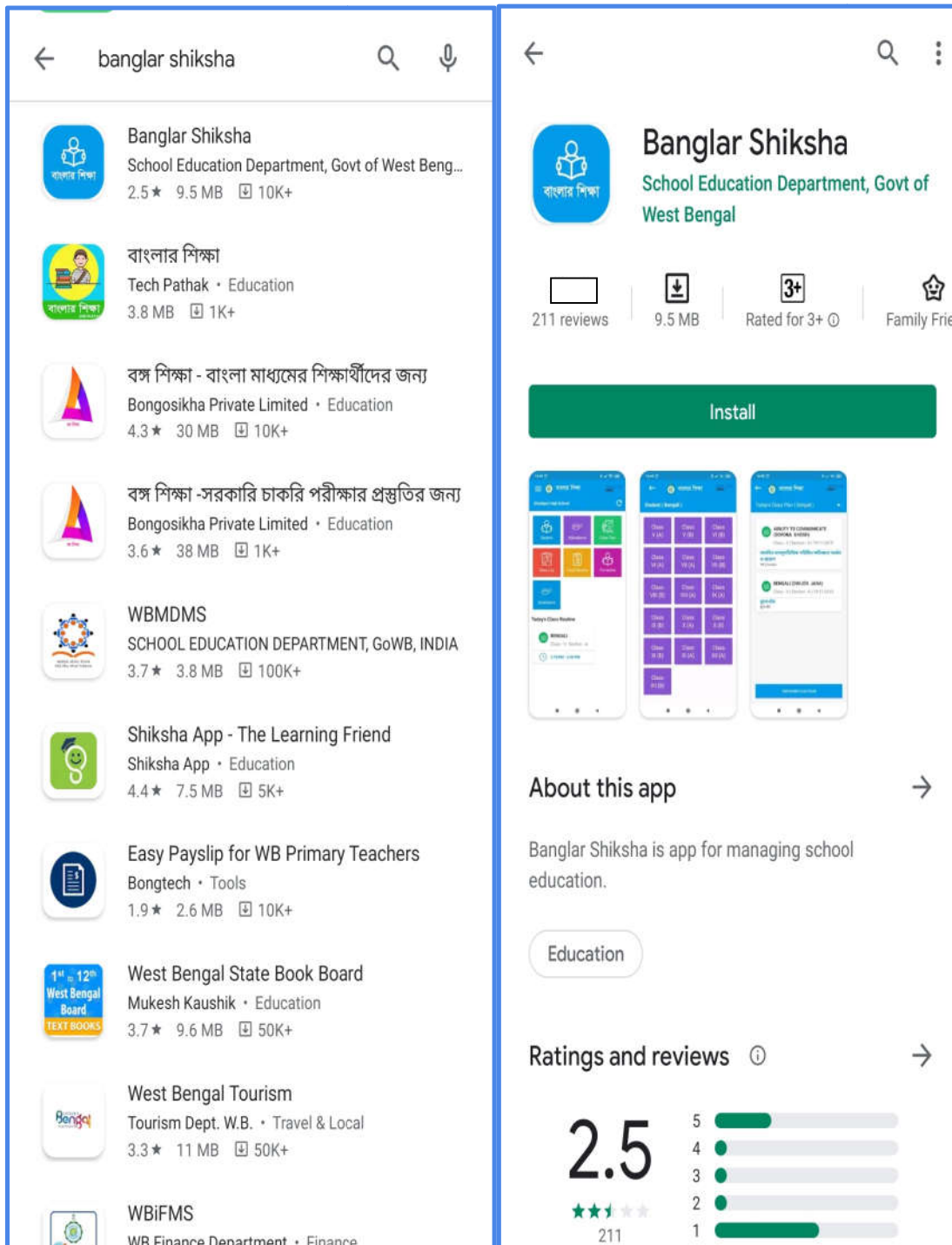
## School Management System (SMS)

School Education Department, Govt of West Bengal



## 1. PLAY STORE

Please search this application from **google play store** - just typing “banglar shiksha” - at Playstore search bar, see the banglar shiksha specific logo and click on install as mentioned below...

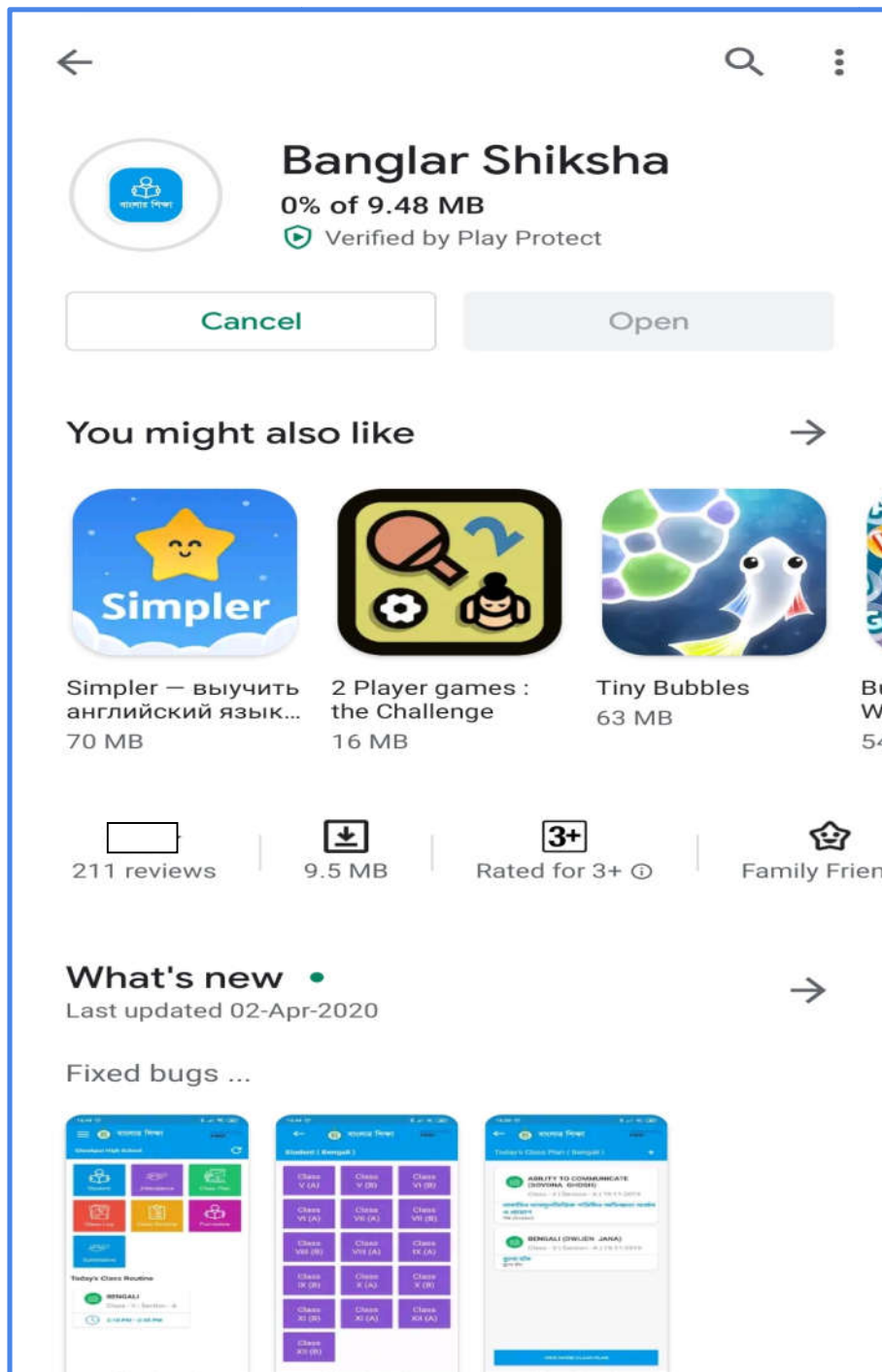


The image shows two screenshots from the Google Play Store. The left screenshot displays search results for 'banglar shiksha'. The top result is 'Banglar Shiksha' by School Education Department, Govt of West Bengal, with a 2.5 star rating, 9.5 MB size, and 10K+ downloads. Other results include 'বাংলার শিক্ষা' by Tech Pathak, 'বঙ্গ শিক্ষা - বাংলা মাধ্যমের শিক্ষার্থীদের জন্য' by Bongosikha Private Limited, and 'WBMDMS' by SCHOOL EDUCATION DEPARTMENT, GoWB, INDIA.

The right screenshot shows the app's detail page for 'Banglar Shiksha'. It features the app icon, name, developer information, and an 'Install' button. Below the button are three preview images of the app interface. The 'About this app' section states: 'Banglar Shiksha is app for managing school education.' The 'Ratings and reviews' section shows a 2.5 star rating based on 211 reviews, with a bar chart showing the distribution of ratings from 1 to 5 stars.

## 2. Install Application (APK)

It will download and Install this application in your mobile and open.



### 3. Splash Screen

The launch (Splash) screen will appear while opening the application.



### 4. Login



বাংলার শিক্ষা



This is the first screen (Login screen) to appear after Splash screen. Teachers can login to the system using their respective user-id and password. The User-id is the same as their user-id is the same as SMS webportal as well as e-Portal. Default password is “password”, which can be changed from the SMS portal after first login (as advised by.Department)

বিদ্যালয় শিক্ষা বিভাগ  
পশ্চিমবঙ্গ সরকার

UserName

Password

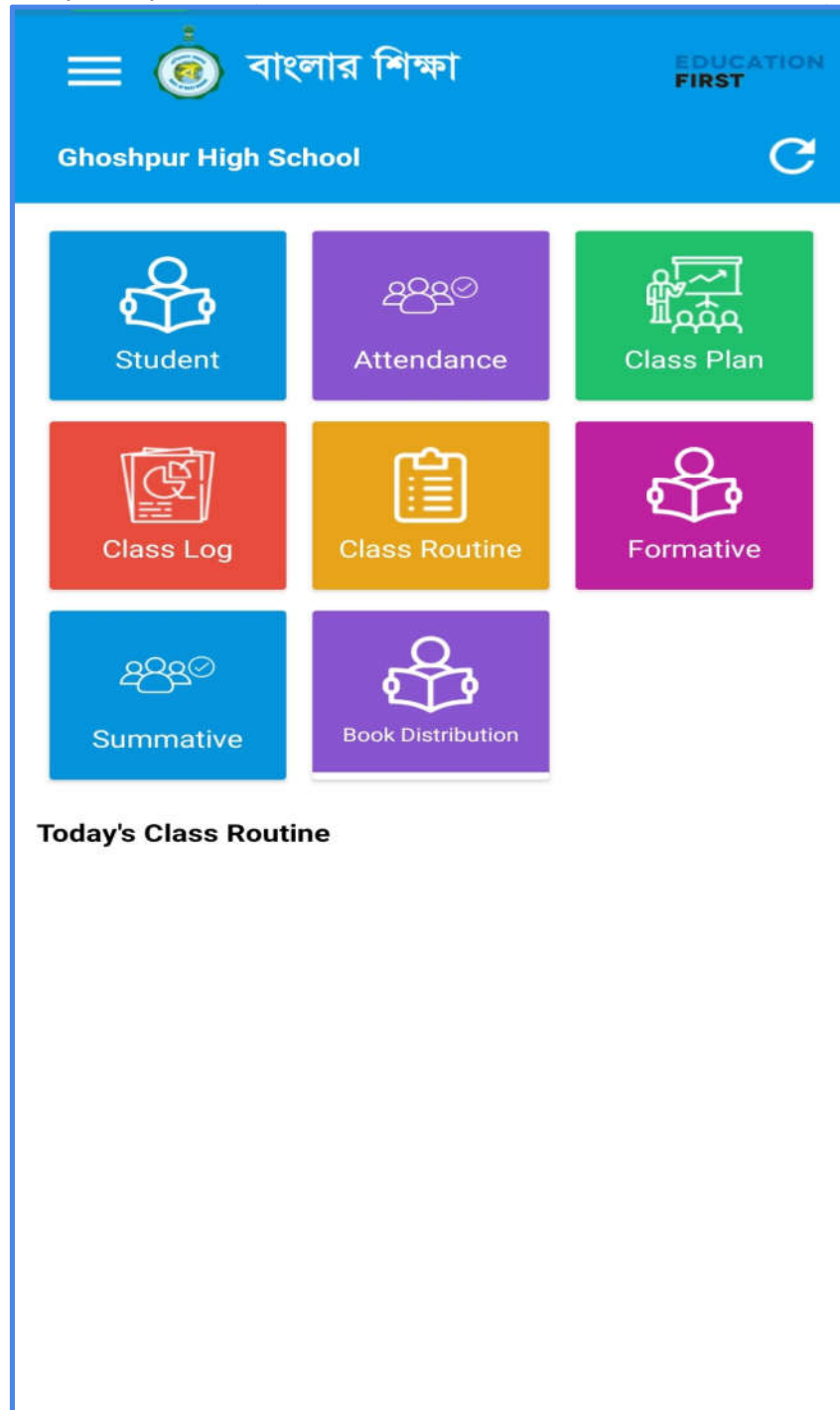
LOGIN

[Download Manual](#)

Version: 2.0

## 5. Dashboard

After successful login Teacher will find the Dashboard as mentioned below. This is a virtual container having some application icons as mentioned below. Teachers can do attendance, classplan, classlog, view daily/weekly routine, book distribution, enter formative and summative marks etc.



## 6. Attendance

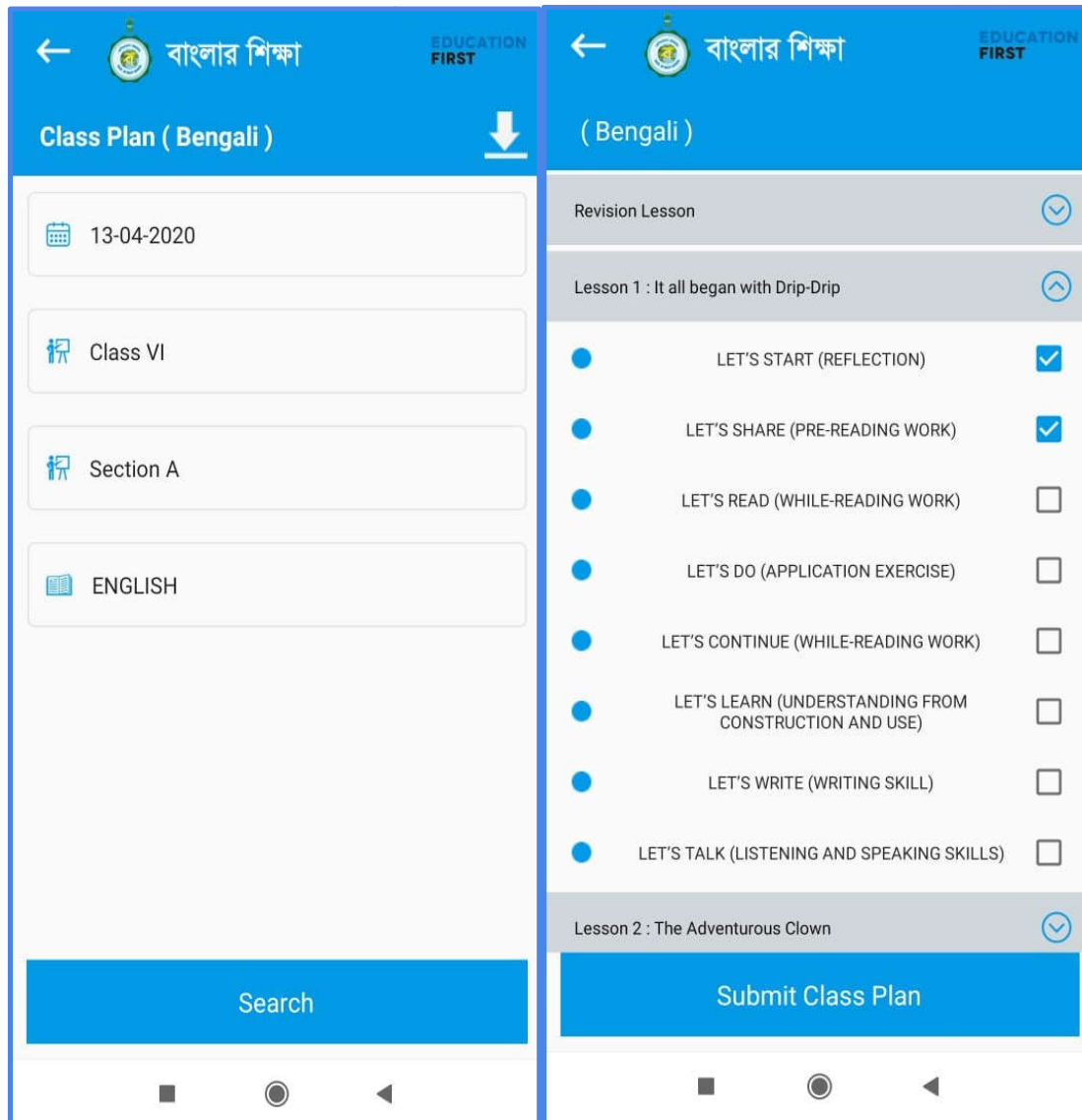
The teacher can give the daily attendance of the students - teacher can access the student list as per assigned class - section w.r.t. routine.

ROLL NO	STUDENT	ABSENT ALL
1	Aimat Habib	✓
2	Krishna Prasad Pramanik	✓
3	Biswajit Das	✗
4	Samir Acharya	✓
5	Arjun Birua	✓
6	Subhrajit Roy	✗
7	Sourav Mandi	✓
8	Sukdeb Shit	✓
9	Rajkumar Tudu	✓
11	Youraj Khan	✗
12	Tanmay Bhunia	✓
13	Atanu Maiti	✓
14	Biswajit Das	✗
15	Kousik Murmu	✓
16	Niladri Sekhar Pramanik	✗

Mark Attendance

## 7. Class Plan

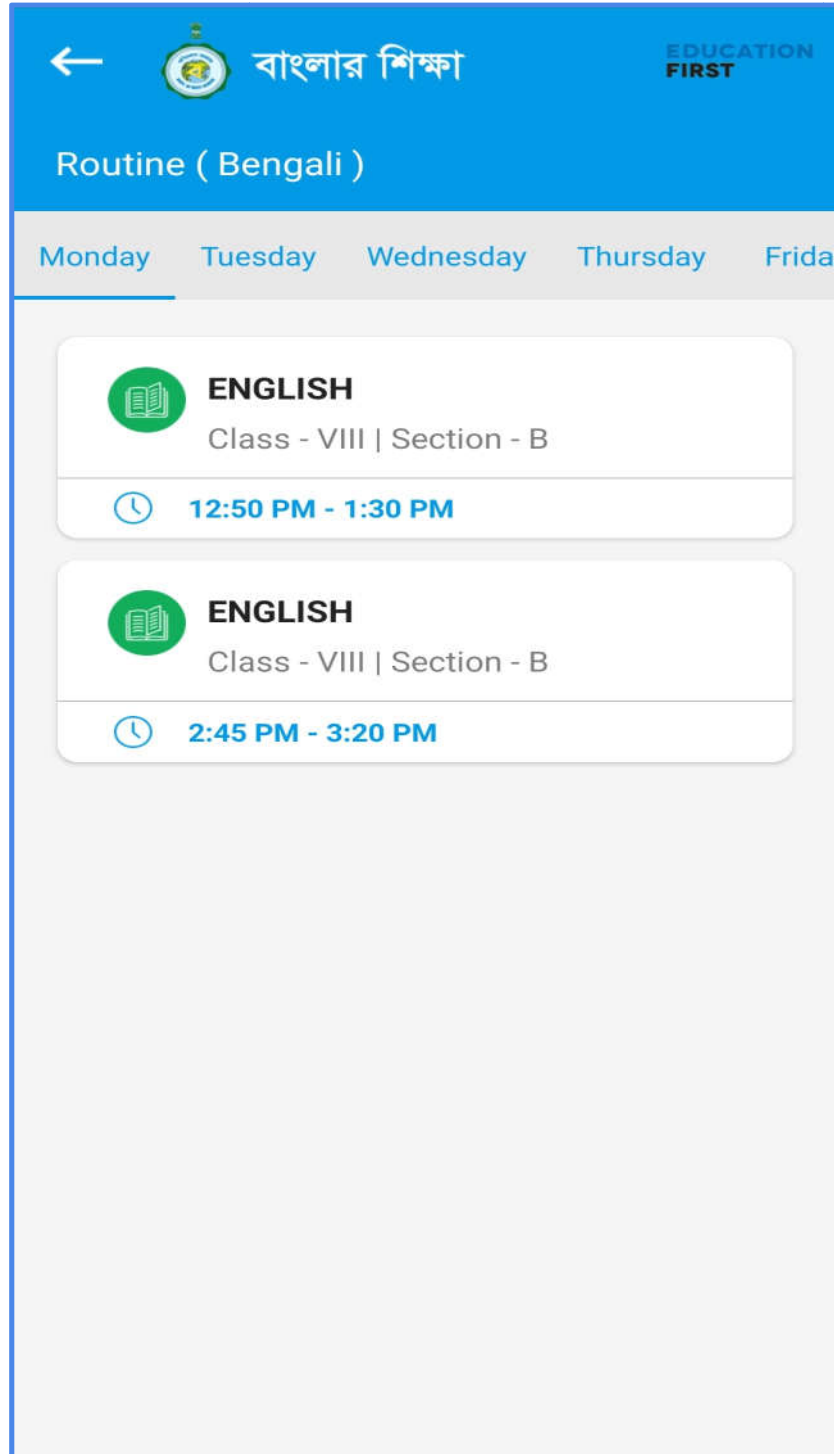
The teacher can set the lesson and topics for the particular date in his class plan and also set class log after the completion of that particular class. The teacher can access the classes and sections as per routine.




## 8. Routine

The teacher specific day wise routine will be shown here. It will be automatically updated if routine is changed.








←  বাংলার শিক্ষা EDUCATION FIRST


Routine ( Bengali )

Monday Tuesday Wednesday Thursday Friday

 **ENGLISH**  
Class - VIII | Section - B

 **12:50 PM - 1:30 PM**

 **ENGLISH**  
Class - VIII | Section - B

 **2:45 PM - 3:20 PM**

## 9. Book Distribution

The assigned teacher can distribute the books for the respective class and section as assigned by the Hol.

**Student Book Distribution ( Bengali )**

Search

**Book Distribution ( VI - A - SAHITYA MELA )**

Total Stock: 52
Distributed: 54
Pending: 7

Roll No	Student	Status
1	Subhanil Bera	✓
2	Basudeb Samanta	✓
3	Sayanjit Rana	✗
4	Ayush Sinha	✗
5	Surja Adak	✓
6	Swapnil Manna	✓
7	Ranabir Kumar Tingua	✓
8	Arnab Patra	✓
9	Joy Das	✓
10	Souma Manna	✓
11	Utsav Adhikari	✓

Save